

LAUNCH YOUR SUCCESS WITH THE SUCCESS CENTER

HOW TO LOG IN TO ESTORM, REGISTER
FOR SWIC ALERT, LOG IN TO
BLACKBOARD, SIGN UP FOR SCOTY,
CHECK YOUR EMAIL AND USE
OFFICE365



ACCESSING YOUR STUDENT TECHNOLOGY BEGINS WITH ESTORM

 COVID-19 UPDATES

[Prospective Students](#) [High School Students](#) [Current Students](#) [Former Students](#)      



[GIVE TO SWIC](#) [APPLY NOW](#) [VIRTUAL TOUR](#) [SEARCH](#)

[ABOUT](#) [ACADEMICS](#) [COMMUNITY](#) [LIFE AT SWIC](#) [STUDENT SERVICES](#) [CONTACT](#)

ONLINE TUTORING

Success Center Online Tutoring for You (SCOTY) is accessible on the SWIC student Blackboard platform.

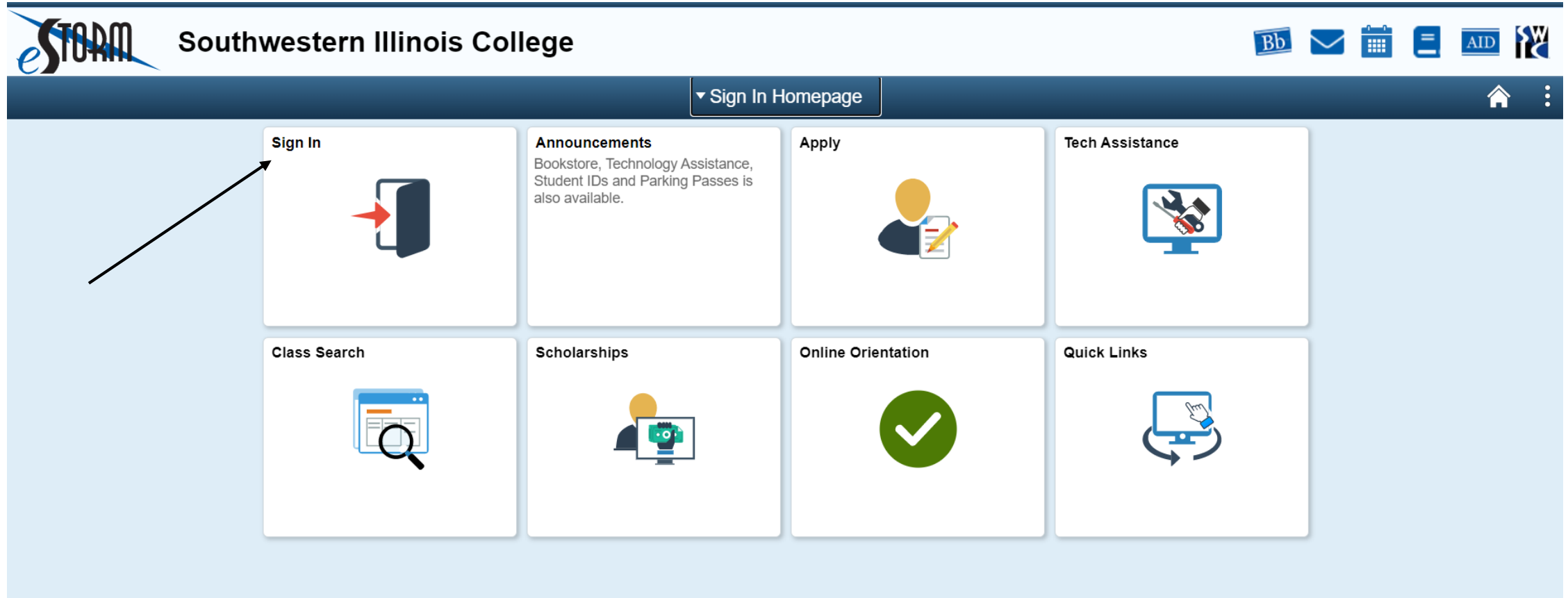
[FIND OUT MORE](#)

College is Ruff!



LET S.C.O.T.Y. HELP

CLICK THE SIGN IN TILE



ENTER YOUR STUDENT ID AND PASSWORD

The image shows a screenshot of the Southwestern Illinois College eSTORM portal. The header includes the eSTORM logo and the college name. A navigation bar contains icons for Blackboard (Bb), email, calendar, a menu, AID, and the SWIC logo. Below the header, a 'Sign In Homepage' section features several tiles: 'Sign In' (with a book icon), 'Announcements', 'Apply' (with a person icon), 'Tech Assistance' (with a computer and tools icon), 'Class Search' (with a magnifying glass icon), 'Scho...', and 'Quick Links' (with a computer and hand icon). A 'Sign In' modal is open in the center, containing fields for 'User ID' and 'Password', a green 'Sign In' button, and links for '*Terms Of Use', 'New User?', 'Forgot Password?', 'Forgot User ID?', 'Forgot My SWIC Share Password?', and 'Forgot My SWIC Share User ID?'.

Southwestern Illinois College

Sign In Homepage

Sign In

Announcements

Apply

Tech Assistance

Class Search

Scho

Quick Links

Sign In

User ID

Password

[Sign In](#) [*Terms Of Use](#)

[New User?](#)


[Forgot Password?](#)







[Forgot User ID?](#)

[Forgot My SWIC Share Password?](#)





[Forgot My SWIC Share User ID?](#)

THIS IS YOUR STUDENT CENTER HOMEPAGE


 Southwestern Illinois College





▼ Student Center Homepage





Announcements
Student IDs and Parking Passes is also available.


Student Center



Tech Assistance



Class Search


Scholarships



Evals & Surveys

No Evals or Surveys

Online Orientation


Profile


Quick Links


STUDENT CENTER HOMEPAGE

**Southwestern Illinois College**

BbEmailCalendarMenuAIDSW

< Student Center HomepageStudent Center

HomeSearchFlagMore

Joni's Student Center

Academics

[Search](#)
[Plan](#)
[Enroll](#)
[My Academics](#)
[Grades](#)

other academic... >>

Finances

My Account
[Account Inquiry](#)
[Redeem Gift of Tuition](#)
[Tuition & Fees by Term](#)

Financial Aid
[View Financial Aid](#)
[Accept/Decline Awards](#)

other financial... >>

Personal Information

[Demographic Data](#)
[Names](#)
[Manage Uploaded Documents](#)
[Mental Health Disclosure](#)
[Required Data for Enrollment](#)

DeadlinesURL

This Week's Schedule

Class	Schedule
ECON 201-IN1 LEC (1140)	INTERNET - Rm N/R

Weekly Schedule >Enrollment Shopping Cart >

You can enroll now for Fall 2020.

You have no outstanding charges at this time.

Make a Payment >

Contact Information

Home Address 2500 Carlyle Ave. Belleville, IL 62221 St Clair	Mailing Address None
Preferred Phone 555-867-5309	SWIC Student E-mail Joni.Dalton@student.swic.edu

Search for Classes

Share My information

Primary Program/Plan
Associate in Applied Science
Accounting (049A)
[Details >](#)

Holds
No Holds.

To Do List
[Advising 30 Credit Hour Review](#)
[Details >](#)

Enrollment Dates
[Open Enrollment Dates](#)


Frequently Used Links
[Student E-mail](#)
[Textbook Information](#)
[Student Success Videos](#)







Find your student email here





From your Student Center Homepage you can:

- **See your student details**
- **Search for classes**
- **Check on your scholarship applications**
- **Complete Evals & Surveys if available**
- **Complete your Online Orientation**
- **Check your Quick Links**


QUICK LINKS


**Southwestern Illinois College**





[← Student Center Homepage](#)[Quick Links](#)


Quick Links


Class Climate


College for Kids


Community Ed Registration


Fin Aid Eligible Certificates


Official Transcript Request

Student Safety Videos

Student Success Videos

Success Center OWL

SWIC Alert

Violence Against Women Act

Where to check your Financial Aid

See your transcripts

Student safety videos

Student Success videos

Where to submit papers to have them reviewed by the Success Center

Register for SWIC Alert here

SWIC ALERT



Login to Omnilert

Username

[> Forgot your password?](#)

Password

☐ Don't Remember Login

☐ Clear prior granting of permission for release of your information to this service.

Login

- Use your eStorm login to register for SWIC Alert
- This alerts you when the campus is closed due to weather, building issues, etc.
- Alerts you when there is a situation on campus that you need to be aware of
- Your registration for SWIC Alert is good for two years
- If you change your contact information, please update your SWIC Alert

HOW TO LOG IN TO BLACKBOARD

The screenshot shows the 'Student Center Homepage' of Southwestern Illinois College. The page features a grid of nine tiles: 'Announcements' (with a note about Student IDs and Parking Passes), 'Student Center' (with a person at a computer icon), 'Tech Assistance' (with a monitor and tools icon), 'Class Search' (with a magnifying glass over a document icon), 'Scholarships' (with a person and a gear icon), 'Evals & Surveys' (with a document and question mark icon, and a note 'No Evals or Surveys'), 'Online Orientation' (with a green checkmark icon), 'Profile' (with a person and pencil icon), and 'Quick Links' (with a monitor and circular arrows icon). In the top right corner, there is a navigation bar with icons for Blackboard (labeled 'Bb'), email, calendar, a list icon, AID, and the college logo. An arrow points from the text 'From Student Center Homepage, click the Bb in upper right' to the Blackboard icon.

Southwestern Illinois College

Student Center Homepage

Announcements
Student IDs and Parking Passes is also available.

Student Center

Tech Assistance

Class Search

Scholarships

Evals & Surveys
No Evals or Surveys

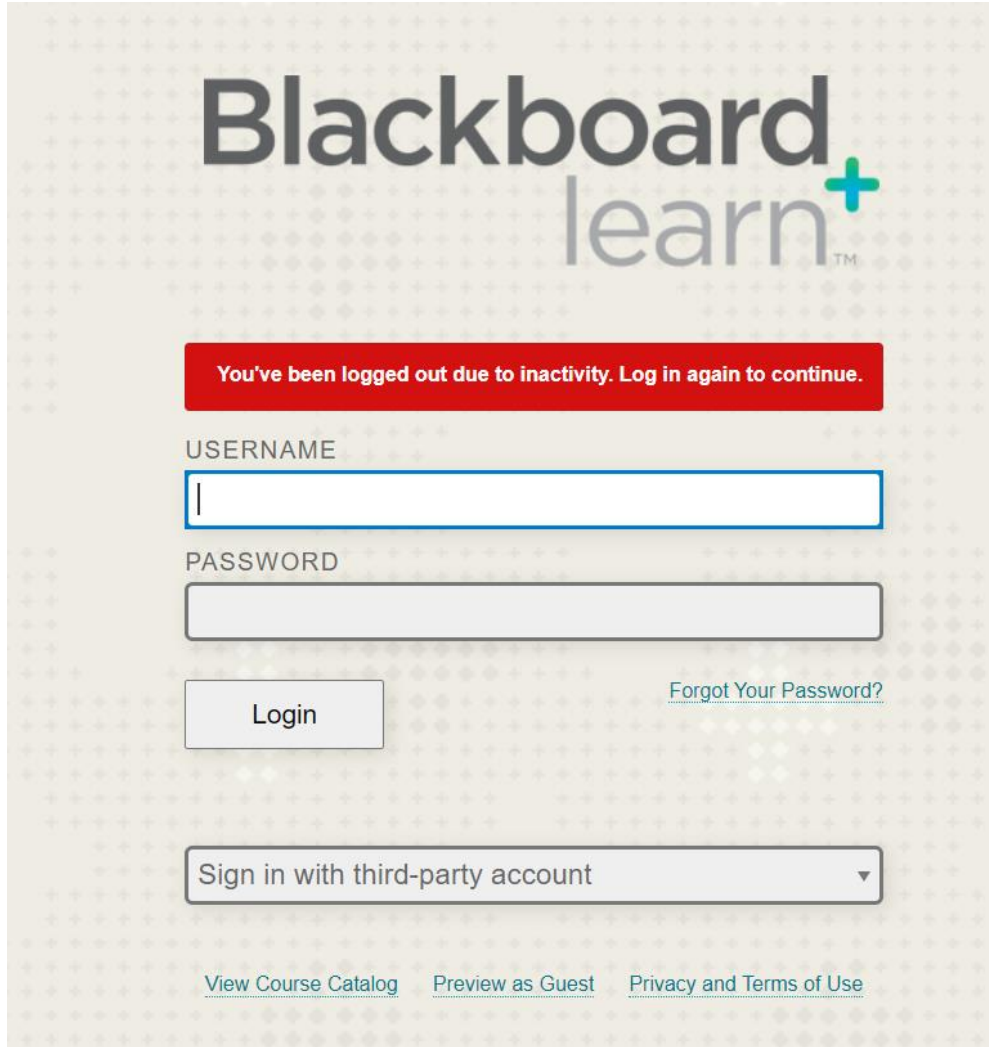
Online Orientation

Profile

Quick Links

From Student Center Homepage, click the Bb in upper right

HOW TO USE BLACKBOARD

The image shows the Blackboard Learn login interface. At the top, the 'Blackboard learn+' logo is displayed. Below it, a red banner states: 'You've been logged out due to inactivity. Log in again to continue.' The login form includes a 'USERNAME' label above a text input field, and a 'PASSWORD' label above a password input field. A 'Login' button is positioned below the password field. To the right of the password field is a link for 'Forgot Your Password?'. Below the login button is a dropdown menu labeled 'Sign in with third-party account'. At the bottom of the page, there are three links: 'View Course Catalog', 'Preview as Guest', and 'Privacy and Terms of Use'.

- Use your eStorm username and password to log in to Blackboard
- All of your classes will be in Blackboard
- You can find your course syllabi here as well as your instructor contact information
- SCOTY is the online tutoring available to all registered SWIC students
- Success Center Online Tutoring for You: (SCOTY) – Enroll in SCOTY through Blackboard Announcements

blackboard.swic.edu/webapps/portal/execute/tabs/tabAction?tab_tab_group_id=_1_1

My Institution Notifications Dashboard

Add Module Personalize Page

▼ Tools

- Announcements
- Calendar
- Tasks
- My Grades
- Send Email
- Address Book
- Personal Information
- Goal Performance
- Goals
- Application Authorization

▼ My Courses

Courses where you are: Instructor

PHYS204-001--SU2020: PHYS 204 Physics-Mechanics (Summer 2020)

Instructor: Donald Duck; Tavish Hill;

Announcements:

- > Lesson 3.2 Posted, due Wednesday @ Midnight
- > Grades Updates, 7/5
- > Lesson 3.1 Posted, Due Monday @ Midnight

Courses where you are: Student

Blackboard_Student_Orientation: Blackboard Student Orientation

Instructor: Stefan Schoemehl;


Spring_2020: Spring 2020

Instructor: Stefan Schoemehl;

Success_Center_Online_Tutoring: Success Center Online Tutoring for You: SCOTY

Instructor: Susan Bryant; Frank Buckingham; Susan Cantonwine; Kathryn Caraker; Melinda Colbert; Kyle Daniels; William Fithen; Robert Frazier; Elizabeth Gendler; Sharon Gugliotta; Zachary Ingles; Juliet James; Pamela Lauf; Sue McClure; Ruth Mueller; Ruth Mueller; Justina Palmieri; Alicia Price; Donna Schenewerk; Jeannie Schubert; Dean Schwarz; Carolyn Smith; Joanna Stanforth; Janice Voland; Erin Wittlich;

▼ Academic Materials

 Academic Materials

Purchase your academic materials here.

▼ My Tasks

My Tasks:

RT 131-001 X-Ray Physics I:

Task Test

[more tasks...→](#)

▼ My Announcements

No Institution Announcements have been posted in the last 30 days.

PHYS 204 Physics-Mechanics (Summer 2020)

- > Test 1 Posted, due Monday by midnight
- > Lesson 3.2 Posted, due Wednesday @ Midnight
- > Grades Updates, 7/5
- > Lesson 3.1 Posted, Due Monday @ Midnight
- > Next lesson coming tonight

Click here to access SCOTY and get started.

STUDENT EMAIL AND OFFICE365

The screenshot shows the Southwestern Illinois College Student Center Homepage. The top navigation bar includes the college logo, name, and a series of icons: Bb, an email icon, a calendar, a document, AID, and the SW logo. An arrow points from the text 'Click here to access your student email and Office365' to the email icon. The main content area is a grid of tiles for various student services.

Student Center Homepage		
Announcements Enroll Online Now for Summer and Fall 2020. Questions? Email advising@swic.edu COVID19 Update - During the Revitalization Phase, students can schedule in-person appointments for Academic Advising, Enrollment	Student Center 	Tech Assistance
Class Search 	Scholarships 	Evals & Surveys No Evals or Surveys
Online Orientation 	Profile 	Quick Links

Click here to access
your student email
and Office365

COVID-19 UPDATES

[Prospective Students](#) [High School Students](#) [Current Students](#) [Former Students](#)



[GIVE TO SWIC](#)

[APPLY NOW](#)

[VIRTUAL TOUR](#)

[SEARCH](#)

[ABOUT](#)

[ACADEMICS](#)

[COMMUNITY](#)

[LIFE AT SWIC](#)

[STUDENT SERVICES](#)

[CONTACT](#)

[Home](#) > [Help](#) > [Student](#) > [Student Technology](#) > [Student Email](#) > [Student Email Information](#)

STUDENT EMAIL INFORMATION



LOG IN TO OFFICE 365

Scroll down until you see the
LOG IN TO OFFICE365 and
click on it

[LOG IN TO OFFICE 365](#)

WHAT IS MY SWIC STUDENT EMAIL ADDRESS?

LOGGING IN TO EMAIL

- Your email address is listed in your eSTORM Student Center, in the Personal Information section.
- SWIC is partnering with Microsoft to provide your student email account.
- If you are already logged in to a Microsoft email account, you must log out of that account before you can access your SWIC student email account.
- Use your eStorm password with your student email address to log in to your email.
- Use your student email to communicate with your instructors and include your class name in subject line.
- This gives you access to Office365, including downloading it to your personal computer, for as long as you are an active student at SWIC.
- You can save your papers / files on your One Drive to use on any computer. One Drive auto saves every seven seconds, so you won't lose your paper in a power outage or computer crash.

OFFICE 365 APPS

Office 365 All apps Tips and Tricks

Save your papers and files here



Calendar

Schedule and share meeting and event times, and automatically get reminders.



Delve

Get personal insights and relevant infor...



Dynamics 365

Break down the silos between your busi...



Excel

Discover and connect to data, model an...



Forms

Create surveys, quizzes, and polls and e...



Kaizala

A simple and secure mobile chat app fo...



OneDrive

Store, access, and share your files in on...



OneNote

Capture and organize your notes across...



Outlook

Business-class email through a rich and ...



People

Organize your contact info for all your f...



Planner

Create plans, organize and assign tasks,...



Power Apps

Build mobile and web apps with the dat...



Power Automate

Create workflows between your apps, fil...



PowerPoint

Design professional presentations.



SharePoint

Share and manage content, knowledge,...



Stream

Share videos of classes, meetings, prese...



Sway

Create and share interactive reports, pr...



Teams

The customizable, chat-based team wor...



To Do

Manage, prioritize, and complete the m...



Whiteboard

Ideate and collaborate on a freeform ca...



Word

Bring out your best writing.



Yammer

Connect with coworkers and classmates...

SWIC is now using Teams to access other SWIC students and instructors in an audio-video format

TEAMS HOME PAGE

The screenshot displays the Microsoft Teams web interface. At the top, a browser tab is open for 'Chat | Microsoft Teams' with the URL https://teams.microsoft.com/_#/conversations/newchat?ctx=chat. The interface features a dark blue header with the 'Microsoft Teams' logo and a search bar. A vertical sidebar on the left contains navigation icons for Activity, Chat, Teams, Assignments, Calendar, Files, and Help. The main area is titled 'Chat' and includes tabs for 'Recent' and 'Contacts'. A 'New chat' button is visible. The central chat area has a 'To:' field with the placeholder text 'Enter name, email, group or tag'. Below this is a large text input field with the placeholder 'Type a new message'. At the bottom, a row of icons allows for attaching files, emojis, GIFs, and other media. Two annotations with arrows point to the 'To:' field and the message input field.

Microsoft Teams

Search

Activity

Chat

Teams

Assignments

Calendar

Files

...

Apps

Help

Chat

Recent

Contacts

New chat

To: Enter name, email, group or tag


Enter instructor's information and other student's information to connect with them through Teams.

Begin your chat here

Type a new message

You can also access your SWIC technology here

Prospective Students High School Students Current Students Former Students

 **SOUTHWESTERNTM ILLINOIS COLLEGE**

[GIVE TO SWIC](#) [APPLY NOW](#) [VIRTUAL TOUR](#) [SEARCH](#)


[ABOUT ▾](#) [ACADEMICS ▾](#) [COMMUNITY ▾](#) [LIFE AT SWIC ▾](#) [STUDENT SERVICES ▾](#) [CONTACT ▾](#)

College is Ruff!

ONLINE TUTORING

Success Center Online Tutoring for You (SCOTY) is accessible on the SWIC student Blackboard platform.

[FIND OUT MORE](#)



LET S.C.O.T.Y. HELP

QUESTIONS?

If you have any questions about this presentation or need help with your classes, please contact the Success Center at:

SuccessCenters@swic.edu

or

618-222-5495

The Success Center team at Belleville, Sam Wolf Granite City and Red Bud Campus Success Centers look forward to working with you!